

Distributed by:

## Experience the Freedom to Invest Across Market Caps

### Mahindra Manulife Flexi Cap Fund

(An open ended dynamic equity scheme investing across large cap, mid cap, small cap stocks)

September 30, 2024

#### Why invest in this Scheme ?



Flexibility to invest in opportunities across market capitalization



Bottom up stock selection process



Active allocation across Market capitalization based on macro-economic indicators, policy environment, valuations, market conditions



Top down approach to select sectors

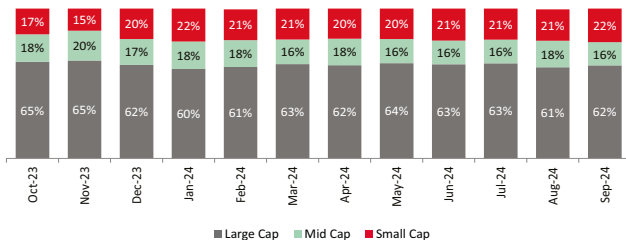


Management through diversification of holdings and disciplined approach to monitor individual stock position based on market capitalization

#### Scheme Strategy

The Scheme follows top down sector allocation and bottom up stock selection ideas that may benefit based on health of economy. Allocation across marketcaps is a function of economic outlook, domestic liquidity and stage of market cycle. Focus will be on high quality, growth focused companies available at reasonable valuations.

#### 12 Month Market Capitalization Trend (% to Equity Holdings)



As per the Market Capitalization data provided by AMFI (In line with the applicable SEBI guidelines)

#### Top 5 Sectors of the scheme (% to Net Assets)

Sector	MMFCF*	Nifty 500 TRI
Financial Services	27.57%	27.94%
Information Technology	10.95%	9.49%
Consumer Durables	8.24%	3.20%
Fast Moving Consumer Goods	8.15%	7.30%
Oil Gas & Consumable Fuels	7.36%	8.27%

\*Mahindra Manulife Flexi Cap Fund

Data as on September 30, 2024

#### Significant Portfolio changes of the Current Month

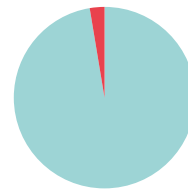
Fresh Additions	Complete Exits
<b>Security</b>	<b>Security</b>
Arvind Fashions Limited	Bajaj Electricals Limited
GHCL Limited	CESC Limited
Havells India Limited	Indus Towers Limited
Jyoti CNC Automation Ltd	

**Note:** The companies/stock(s) referred above are only for the purpose of disclosure of significant portfolio changes during the month and should not be construed as recommendation to buy/sell/ hold. The fund manager may or may not choose to hold these companies/stocks, from time to time. Investors are requested to consult their financial, tax and other advisors before taking any investment decision(s). Data as on September 30, 2024

#### Portfolio Update for the Month

- Key Overweight sectors/Industries include Banks, Consumer Durables and Construction sector vs the Scheme's Benchmark.
- Key Underweight sectors /Industries include Finance, Automobile and Auto Components and Telecom vs the Scheme's Benchmark

#### Asset Allocation (%)



98.20% - Equity Holdings  
1.80% - Cash & Other Receivables

Data as on September 30, 2024

#### Portfolio Stats

Turnover Ratio (Last 1 year)	0.86
Standard Deviation	12.70%
Beta	0.93
Sharpe Ratio <sup>#</sup>	0.85
Jenson's Alpha	0.0161

<sup>#</sup>Risk-free rate assumed to be 6.76% (MIBOR as on 30-09-24) - Source: www.mmda.org

Note: As per AMFI guidelines for factsheet, the ratios are calculated based on month rolling returns for last 3 years. Data as on September 30, 2024.

#### Top 10 Equity Holdings (as on September 30, 2024)

Security	% to Net Assets
HDFC Bank Limited	8.86%
ICICI Bank Limited	6.98%
Infosys Limited	6.32%
Reliance Industries Limited	4.89%
Larsen & Toubro Limited	3.59%
Tata Consultancy Services Limited	2.91%
State Bank of India	2.84%
Axis Bank Limited	2.71%
Voltas Limited	2.70%
Hindustan Unilever Limited	2.49%
<b>Total</b>	<b>44.30%</b>

## Scheme Details

### Investment Objective:

The investment objective of the Scheme is to generate long term capital appreciation by investing in a diversified portfolio of equity and equity-related securities across market capitalization. However, there can be no assurance that the investment objective of the Scheme will be achieved.

### Fund Manager:

**Ms. Fatema Pacha**

**Total Experience:** 18 years

**Experience in managing this fund:** 3 years and 1 month (Managing since August 23, 2021)

**Mr. Manish Lodha**

**Total Experience:** 23 years

**Experience in managing this fund:** 3 years 1 month (Managing since August 23, 2021)

**Date of allotment:** August 23, 2021

**Benchmark:** Nifty 500 TRI

**Options:** Growth; IDCW

**IDCW Sub-options:** IDCW Reinvestment & IDCW Payout

**Minimum Additional Purchase Amount:** Rs. 1,000/- and in multiples of Re. 1/- thereafter

**Minimum Application Amount:** Rs. 1,000/- and in multiples of Re.1/- thereafter

**Minimum Weekly & Monthly SIP Amount:** Rs 500 and in multiples of Re. 1 /- thereafter

**Minimum Weekly & Monthly SIP Installments:** 6

**Minimum Quarterly SIP Amount:** Rs 1,500 and in multiples of Re. 1/- thereafter

**Minimum Quarterly SIP installments:** 4

**Monthly AAUM as on September 30, 2024 (Rs. in Cr.):** 1,510.67

**Quarterly AAUM as on September 30, 2024 (Rs. in Cr.):** 1,467.55

**Monthly AUM as on September 30, 2024 (Rs. in Cr.):** 1,519.59

**Entry Load:** Not applicable

**Exit Load:** • An Exit Load of 1% is payable if Units are redeemed / switched-out upto 3 months from the date of allotment;

• Nil if Units are redeemed / switched-out after 3 months from the date of allotment.

Redemption /Switch-Out of Units would be done on First in First out Basis (FIFO)

## Scheme Performance (as on September 30, 2024)

Mahindra Manulife Flexi Cap Fund	CAGR Returns (%)			Value of Investment of ₹ 10,000*			NAV / Index Value (as on September 30, 2024)
	1 Year	3 Years	Since Inception	1 Year (₹)	3 Years (₹)	Since Inception	
Regular Plan - Growth Option	36.04	18.10	18.22	13,627	16,480	16,819	16.8187
Nifty 500 TRI <sup>^</sup>	41.27	18.42	20.75	14,154	16,614	17,966	38,261.39
Nifty 50 TRI <sup>^^</sup>	32.80	14.92	16.86	13,300	15,184	16,225	38,315.21

<sup>^</sup>Benchmark <sup>^^</sup>Additional Benchmark. Inception/Allotment date: 23-Aug-21. **Past performance may or may not be sustained in future and should not be used as a basis of comparison with other investments.** Since inception returns of the scheme is calculated on face value of Rs. 10 invested at inception. The performance details provided above are of Growth Option under Regular Plan. Different Plans i.e Regular Plan and Direct Plan under the scheme has different expense structure. \*Based on standard investment of Rs. 10,000 made at the beginning of the relevant period.

## SIP Performance (as on September 30, 2024)

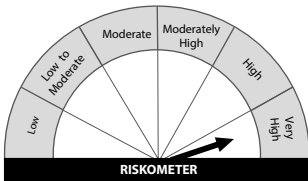
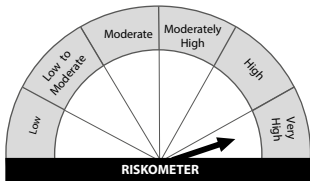
SIP Investment Period	Total Amount Invested (₹)	Regular Plan		Nifty 500 TRI <sup>^</sup>		Nifty 50 TRI <sup>^^</sup>	
		Market Value (₹)	CAGR Returns (%)	Market Value (₹)	CAGR Returns (%)	Market Value (₹)	CAGR Returns (%)
1 Year	1,20,000	1,42,567	36.67	1,45,027	40.87	1,41,142	34.26
3 Years	3,60,000	5,32,277	27.12	5,37,373	27.83	4,99,835	22.52
Since Inception	3,80,000	5,65,572	26.06	5,72,219	26.87	5,31,414	21.77

<sup>^</sup>Benchmark <sup>^^</sup>Additional Benchmark. CAGR - Compounded Annual Growth Rate. Inception/Allotment date: 23-August-21. **Past performance may or may not be sustained in future and should not be used as a basis of comparison with other investments.** Returns greater than 1 year period are compounded annualized. For SIP returns, monthly investment of equal amounts invested on the 1st business day of every month has been considered. CAGR Returns (%) are computed after accounting for the cash flow by using the XIRR method (investment internal rate of return).

### Distributed by:

**Disclaimer :** Readers of this material should rely on information / data arising out of their own investigations and advised to seek independent professional advice and arrive at an informed decision before making any investments. Neither Mahindra Manulife Investment Management Private Limited nor Mahindra Manulife Trustee Private Limited, its directors or associates shall be liable for any damages that may arise from the use of the information contained herein.

**Get in Touch:** Unit No. 204, 2nd Floor, Amity Building, Piramal Agastya Corporate Park, LBS Road, Kamani Junction, Kurla (W), Mumbai - 400 070.  
Phone: +91-22-66327900, Fax: +91-22-66327932  
Toll Free No: 1800 419 6244 Website: www.mahindramanulife.com

Scheme Name	This Product is Suitable for investors who are seeking*	Scheme Riskometer	Scheme Benchmark	Benchmark Riskometer
<b>Mahindra Manulife Flexi Cap Fund</b>	<ul style="list-style-type: none"> <li>Long term capital appreciation.</li> <li>Investment in diversified portfolio of equity &amp; equity related instruments across market capitalization</li> </ul>	 <p>Investors understand that their principal will be at very high risk</p>	<b>Nifty 500 TRI</b>	

\*Investors should consult their financial advisers if in doubt about whether the product is suitable for them.

**Mutual Fund investments are subject to market risks, read all scheme related documents carefully.**

**Performance of other schemes managed by the Fund Manager(s)**

Scheme Name	Scheme Inception Date	Fund Manager(s)	Managing since	CAGR Returns (%)		
				1 yr	3 yrs	5 yrs
<b>Mahindra Manulife ELSS Tax Saver Fund - Reg - Growth</b>	18-Oct-16	Ms. Fatema Pacha	16-Oct-20	31.60	16.11	20.41
		Mr. Manish Lodha	21-Dec-20			
Nifty 500 TRI <sup>^</sup>				41.27	18.42	22.25
<b>Mahindra Manulife Multi Cap Fund - Reg - Growth</b>	11-May-17	Mr. Manish Lodha	21-Dec-20	45.56	21.93	27.43
		Ms. Fatema Pacha	16-Oct-20			
Nifty 500 Multicap 50:25:25 TRI <sup>^</sup>				44.06	21.14	25.88
<b>Mahindra Manulife Consumption Fund - Reg - Growth</b>	13-Nov-18	Mr. Abhinav Khandelwal	1-Apr-22	48.96	22.81	20.56
		Ms. Fatema Pacha	21-Dec-20			
Nifty India Consumption <sup>^</sup>				52.80	22.53	22.26
<b>Mahindra Manulife Equity Savings Fund - Reg - Growth</b>	01-Feb-17	Mr. Manish Lodha (Equity Portion)	21-Dec-20	16.41	9.11	12.11
		Mr. Renjith Sivaram (Equity Portion)	03-Jul-23			
		Mr. Rahul Pal (Debt Portion)	05-Jan-24			
		Mr. Pranav Patel <sup>§</sup>	Since inception			
Nifty Equity Savings TRI <sup>^</sup>				16.16	9.29	10.85
<b>Mahindra Manulife Mid Cap Fund - Reg - Growth</b>	30-Jan-18	Mr. Abhinav Khandelwal	1-Feb-22	53.41	27.23	30.06
		Mr. Manish Lodha	21-Dec-20			
Nifty Midcap 150 TRI <sup>^</sup>				47.90	26.12	31.42
<b>Mahindra Manulife Aggressive Hybrid Fund - Reg - Growth</b>	19-July-19	Ms. Fatema Pacha (Equity Portion)	16-Oct-20	37.40	17.70	21.11
		Mr. Manish Lodha (Equity Portion)	21-Dec-20			
		Mr. Rahul Pal (Debt Portion)	Since inception			
		Mr. Amit Garg (Debt Portion)	02-May-24			
CRISIL Hybrid 35+65 Aggressive Index <sup>^</sup>				28.52	13.61	16.80
<b>Mahindra Manulife Large Cap Fund - Reg - Growth</b>	15-Mar-19	Ms. Fatema Pacha	21-Dec-20	34.59	15.03	18.06
		Mr. Abhinav Khandelwal	1-Mar-22			
Nifty 100 TRI <sup>^</sup>				38.59	15.93	19.57
<b>Mahindra Manulife Large &amp; Mid Cap Fund - Reg - Growth</b>	30-Dec-19	Mr. Manish Lodha	21-Dec-20	38.29	19.43	-
		Mr. Abhinav Khandelwal	1-Feb-22			
NIFTY Large Midcap 250 TRI <sup>^</sup>				43.26	21.05	-
<b>Mahindra Manulife Arbitrage Fund - Reg - Growth</b>	24-Aug-20	Mr. Abhinav Khandelwal (Equity Portion)	1-Apr-22	5.94	4.72	-
		Mr. Manish Lodha (Equity Portion)	21-Dec-20			
		Mr. Rahul Pal (Debt Portion)	Since inception			
Nifty 50 Arbitrage <sup>^</sup>				7.05	6.09	-
<b>Mahindra Manulife Focused Fund - Reg - Growth</b>	17-Nov-20	Mr. Krishna Sanghavi	Since inception	48.39	22.72	-
		Ms. Fatema Pacha	21-Dec-20			
Nifty 500 TRI <sup>^</sup>				41.27	18.42	-
<b>Mahindra Manulife Balanced Advantage Fund - Reg - Growth</b>	30-Dec-21	Mr. Manish Lodha (Equity Portion)	Since inception	27.53	-	-
		Ms. Fatema Pacha (Equity Portion)				
		Mr. Rahul Pal (Debt Portion)				
Nifty 50 Hybrid Composite Debt 50: 50 Index <sup>^</sup>				20.58	-	-
<b>Mahindra Manulife Small Cap Fund - Reg - Growth</b>	12-Dec-22	Mr. Abhinav Khandelwal	Since inception	59.14	-	-
		Mr. Manish Lodha				
BSE 250 Small Cap TRI <sup>^</sup>				48.94	-	-

<sup>^</sup>Benchmark CAGR - Compounded Annual Growth Rate. <sup>§</sup>Dedicated Fund Manager for Overseas Investments.

**Past performance may or may not be sustained in future and should not be used as a basis of comparison with other investments.** The performance details provided above are of Growth Option under Regular Plan. Different Plans i.e Regular Plan and Direct Plan under the scheme has different expense structure. Mr. Manish Lodha manage 10 schemes and Ms. Fatema Pacha manage 8 schemes each of Mahindra Manulife Mutual Fund. The performance data for the schemes which have not completed one year has not been provided.

Performance as on September 30, 2024

**Disclaimer :** Readers of this material should rely on information / data arising out of their own investigations and advised to seek independent professional advice and arrive at an informed decision before making any investments. Neither Mahindra Manulife Investment Management Private Limited nor Mahindra Manulife Trustee Private Limited, its directors or associates shall be liable for any damages that may arise from the use of the information contained herein.

**Get in Touch:** Unit No. 204, 2nd Floor, Amity Building, Piramal Agastya Corporate Park, LBS Road, Kamani Junction, Kurla (W), Mumbai - 400 070.  
Phone: +91-22-66327900, Fax: +91-22-66327932, Toll Free No.: 1800 419 6244 Website: www.mahindramanulife.com

**Mutual Fund investments are subject to market risks, read all scheme related documents carefully.**